

2009 Graduating Student Survey

Key Findings

- ⇒ The class of 2009 consisted of 28 Certificate, 206 Associate, 1801 Bachelor, and 542 Master's graduates. The number of graduating students who returned the survey was 497. This represented an overall response rate of 19.3%.
- ⇒ A majority of graduates pursued their degree as full-time students; and a majority indicated that they were employed either full- or part-time while pursuing their degree.
- ⇒ 59% Associate graduates, 16% Bachelor graduates, 11 % BA/MA, and 11 % Master's graduates reported that they were accepted to a program to continue their education.
- ⇒ A majority of graduates continued to work in the same job they had prior to graduating from John Jay. For those looking for a job, 55% Associate graduates, 77% Bachelor graduates, 84% BA/MA and 89% Master's graduates reported that they had looked for a job related to their major. Master's graduates indicated more than others that their program of study was directly related to their employment.

**Office of Institutional Research
John Jay College of Criminal Justice**

2009 Graduating Student Survey

This report summarizes responses on a survey administered to the graduating class of 2009. The survey, with the cooperation of the Registrar's Office, was included in a mailing to graduating students announcing that diplomas were available for pick up. (Diplomas are available approximately four months after graduation.) Students were asked to return the completed survey when they came in for their diploma.

The class of 2009 consisted of 28 Certificate, 206 Associate, 1801 Bachelor, and 542 Master's degree students. The number of degree earners who returned the survey was 497: 47 Associate, 333 Bachelor, and 117 Master's graduates. This represented an overall response rate of 19.3%. To control for response bias and to ensure that the sample was representative of the graduating class, data were weighted by ethnicity within degree earned. The weighting adjusted the data so that students within each degree were represented by ethnicity in the same proportion in which they were present in the overall graduating class.

Responding Student Characteristics

Table 1. Characteristics of Survey Respondents

CHARACTERISTICS	ASSOCIATE (N = 47)	BACHELOR (N = 314)	BA/MA (N = 19)	MASTER'S (N = 98)
	%	%	%	%
GENDER				
FEMALE	55%	67%	84%	68%
MALE	45%	33%	16%	32%
ETHNICITY				
AFRICAN AMERICAN/BLACK	27%	25%	4%	24%
ASIAN/PACIFIC ISLANDER	4%	8%	.	6%
HISPANIC	47%	36%	8%	14%
WHITE	23%	31%	88%	56%

Table 2. Patterns in Attendance of Survey Respondents

ATTENDANCE PATTERNS	ASSOCIATE (N = 47)	BACHELOR (N = 314)	BA/MA (N = 19)	MASTER'S (N = 98)
	%	%	%	%
ENTRY STATUS				
FIRST-TIME ENTRANT	70%	56%	38%	90%
TRANSFER STUDENT	30%	44%	62%	10%
ATTENDANCE				
FULL TME	81%	87%	95%	59%
PART TIME	19%	13%	5%	41%
TIME OF CLASSES				
DAY CLASSES	50%	43%	30%	4%
EVENING CLASSES	26%	20%	20%	77%
EVEN MIX	23%	36%	50%	19%
STOPPING OUT				
STOPPED OUT	30%	23%	38%	15%
DID NOT STOP OUT	70%	77%	62%	85%

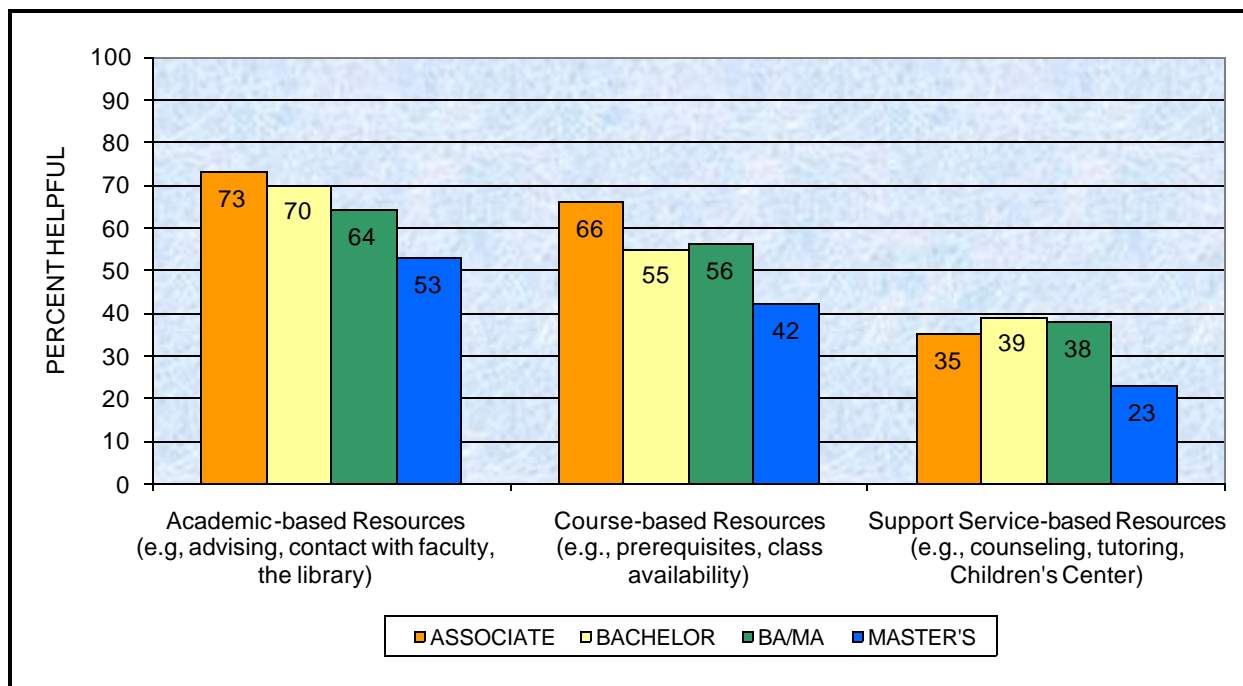
Responding Student Characteristics (cont.)

Table 3. Employed While Attending John Jay College

EMPLOYMENT	ASSOCIATE (N = 47)	BACHELOR (N = 314)	BA/MA (N = 19)	MASTER'S (N = 98)
	%	%	%	%
EMPLOYED FULL TIME	39%	48%	34%	45%
EMPLOYED PART TIME	52%	38%	63%	44%
NOT EMPLOYED	10%	13%	3%	10%

Helpfulness of John Jay Resources in Pursuing Degree

Figure 1. % Responding that Resources **Helpful** in Pursuing Degree*



*Respondents could select one of the following options: helpful, not helpful, did not use.

Continuing Education Beyond John Jay

Table 4a. Applied to a Program to Continue Studies

APPLIED TO PROGRAM	ASSOCIATE (N = 47)	BACHELOR (N = 314)	BA/MA (N = 19)	MASTER'S (N = 98)
	%	%	%	%
YES	66%	29%	18%	18%
NO	34%	71%	82%	82%

Table 4b. Intended Next Degree *

INTENDED NEXT DEGREE	ASSOCIATE	BACHELOR	BA/MA	MASTER'S
	%	%	%	%
BACHELOR'S	100%	4%	.	.
MASTER'S	.	81%	20%	5%
LAW	.	13%	60%	15%
DOCTORATE	.	2%	20%	80%

*The percents shown are drawn from the subset of students who responded that they applied to a program to continue their studies (see Table 4a). Data are self-reported.

Table 4c. Accepted to a Program to Continue Studies

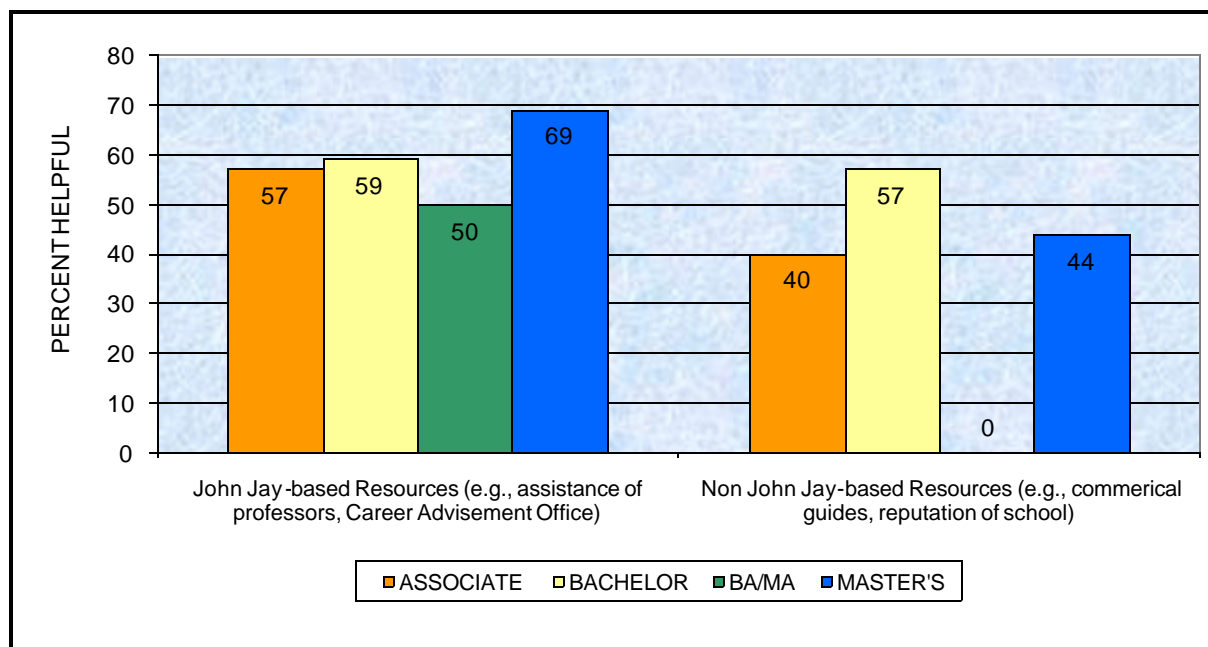
ACCEPTED TO PROGRAM	ASSOCIATE (N = 47)	BACHELOR (N = 314)	BA/MA (N = 19)	MASTER'S (N = 98)
	%	%	%	%
YES	59%	16%	11%	11%

Continuing Education Beyond John Jay (cont.)

Table 4d. School of Attendance for Those Continuing Their Studies

SCHOOL ATTENDING	ASSOCIATE	BACHELOR	BA/MA	MASTER'S
	%	%	%	%
CUNY	97%	72%	.	50%
<i>JOHN JAY COLLEGE</i>	97%	63%	.	17%
<i>BROOKLYN COLLEGE</i>	.	5%	.	8%
<i>CITY COLLEGE</i>	.	2%	.	.
<i>HUNTER COLLEGE</i>	.	2%	.	.
<i>CUNY GRADUATE CENTER</i>	.	.	.	25%
OTHER NEW YORK STATE	3%	23%	.	42%
OUT OF NEW YORK STATE	.	5%	100%	8%

Figure 2. % Responding that Resources **Helpful** When Applying to Continue Education*



*The percents shown are drawn from the subset of students who responded that they applied to a program to continue their studies (see Table 4a). Respondents could select one of the following options: helpful, not helpful, did not use.

Employment

Table 5. Current Employment Plans

EMPLOYMENT PLANS	ASSOCIATE	BACHELOR	BA/MA	MASTER'S
WORKING IN SAME JOB I HAD PREVIOUS TO GRADUATION	30%	27%	34%	39%
WORKING IN SAME JOB I HAD PREVIOUS TO GRADUATION, BUT LOOKING FOR NEW JOB	27%	36%	35%	35%
WORKED BEFORE GRADUATION; NOW WORKING IN NEW JOB	2%	6%	8%	3%
NOT WORKING BEFORE GRADUATION; NOW WORKING	.	4%	8%	2%
NOT WORKING BEFORE GRADUATION AND NOW LOOKING FOR JOB	17%	22%	3%	17%
ENTERED ARMED FORCES	.	1%	.	.
NOT WORKING; CONTINUING EDUCATION	19%	4%	11%	4%
NO PLANS YET	4%	1%	1%	.

Table 6. Relation between Employment and Major

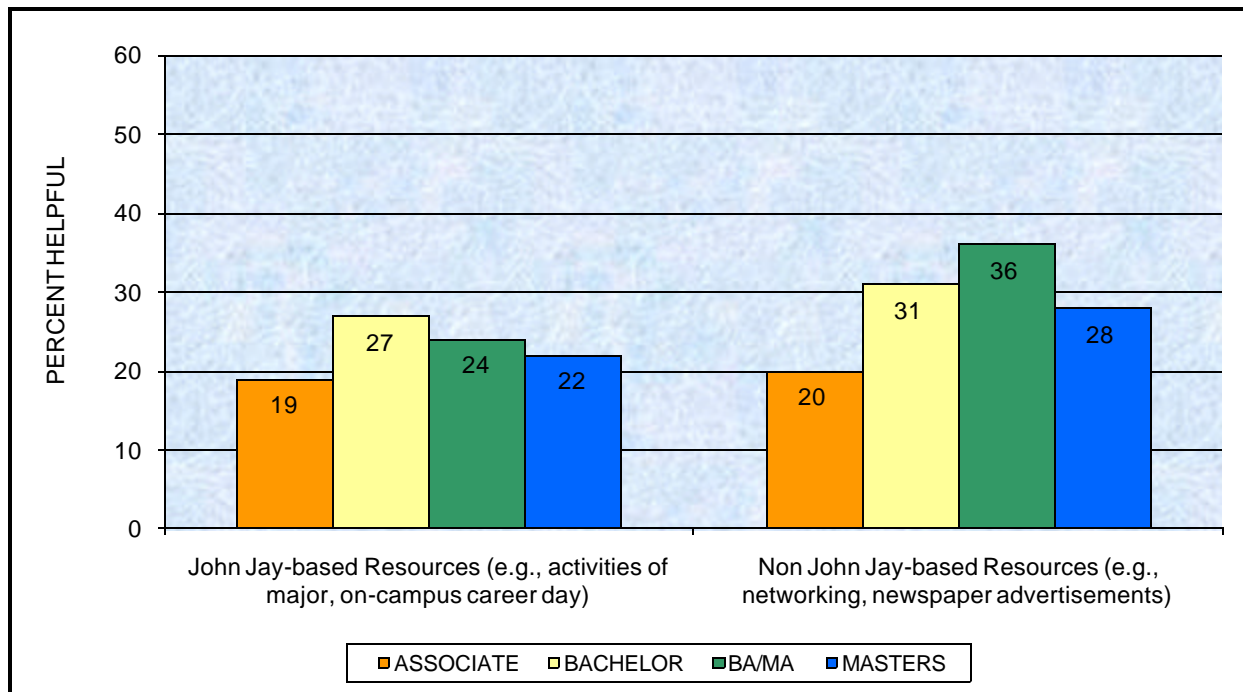
EMPLOYMENT & MAJOR	ASSOCIATE	BACHELOR	BA/MA	MASTER'S
DIRECTLY RELATED	17%	18%	29%	33%
SLIGHTLY RELATED	25%	23%	31%	36%
NOT AT ALL RELATED	39%	38%	37%	20%
NOT WORKING	18%	20%	3%	12%

Employment (cont.)

Table 7. Looked for a Job Related to Major

LOOKED FOR JOB RELATED TO MAJOR	ASSOCIATE	BACHELOR	BA/MA	MASTER'S
YES	55%	77%	84%	89%
NO	45%	23%	16%	12%

Figure 3. % Responding that Resources **Helpful** When Looking for Employment*



*Respondents could select one of the following options: helpful, not helpful, did not use.