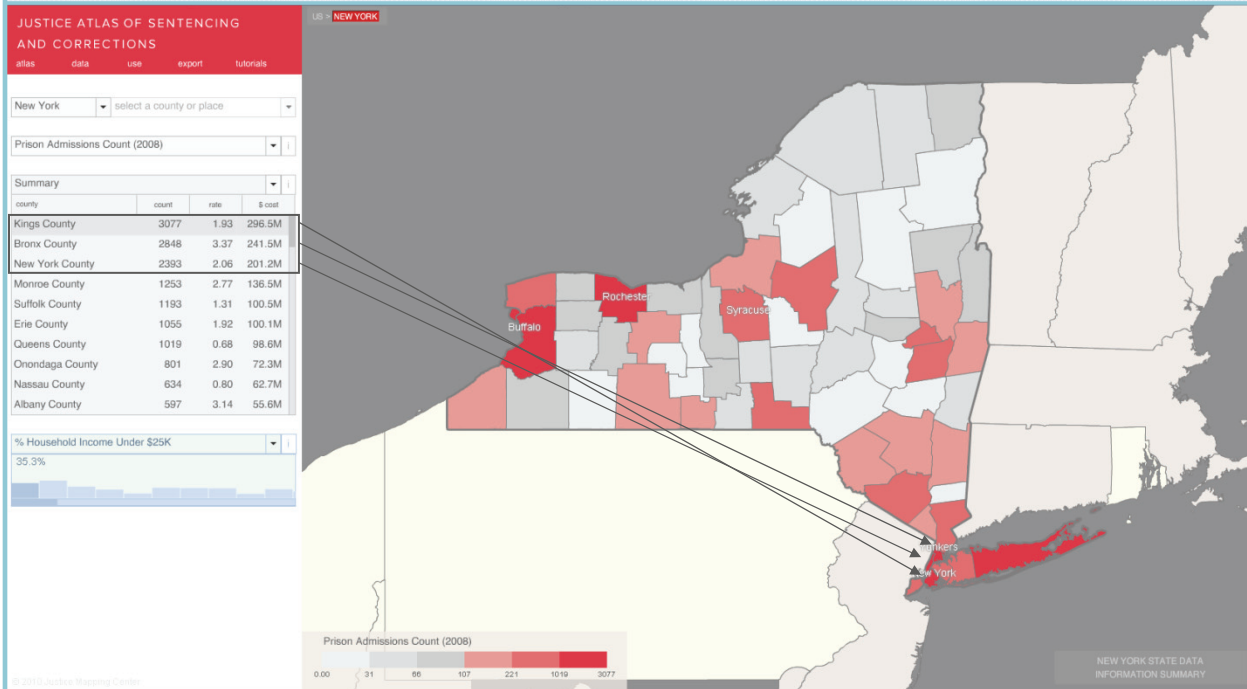


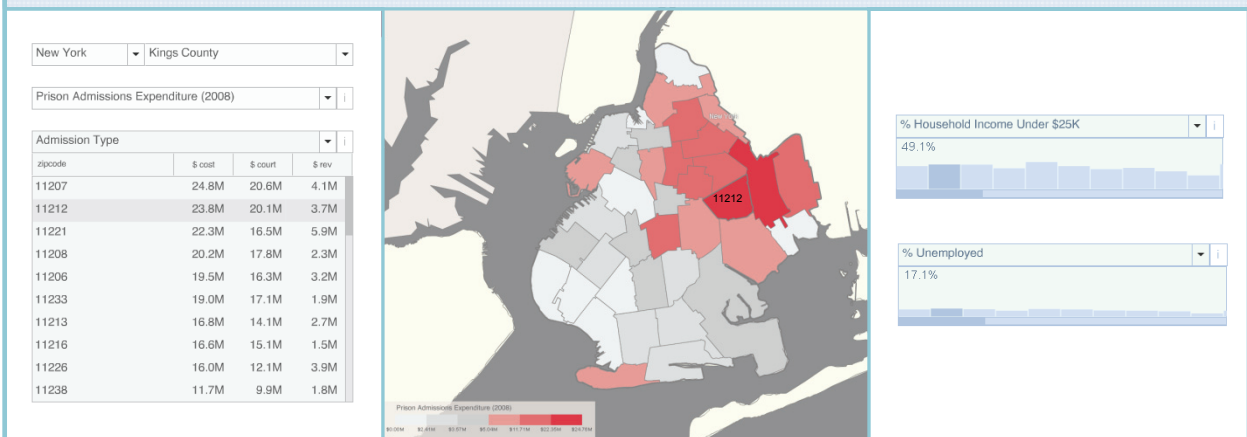
# MAP FACT SHEET: NEW YORK

## NEW YORK PRISON ADMISSIONS (2008) BY COUNTY OF RESIDENCE



Nearly 40% of people sent to prison in New York State come from three boroughs in New York City (Brooklyn, Bronx, and Manhattan). New Yorkers will spend nearly \$740 million to incarcerate people who were sent to prison in 2008 from those three boroughs.

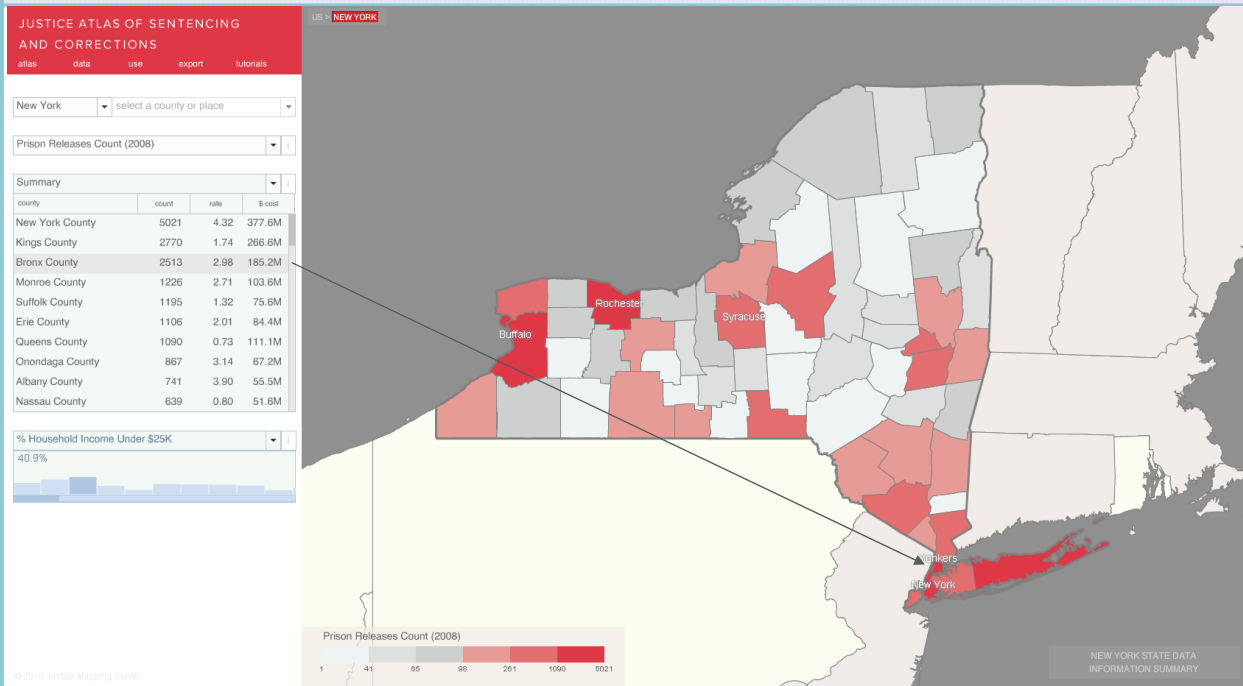
## BROOKLYN PRISON EXPENDITURES BY ZIP CODE OF RESIDENCE



One zip code alone in Brooklyn—where 49% of households have incomes under \$25,000 and where 17% of adults are unemployed—accounts for \$24 million of the Borough’s \$297 million prison costs. Of the \$24 million, about 17% (\$4 million) are for people being revoked to prison from parole.

# MAP FACT SHEET: NEW YORK

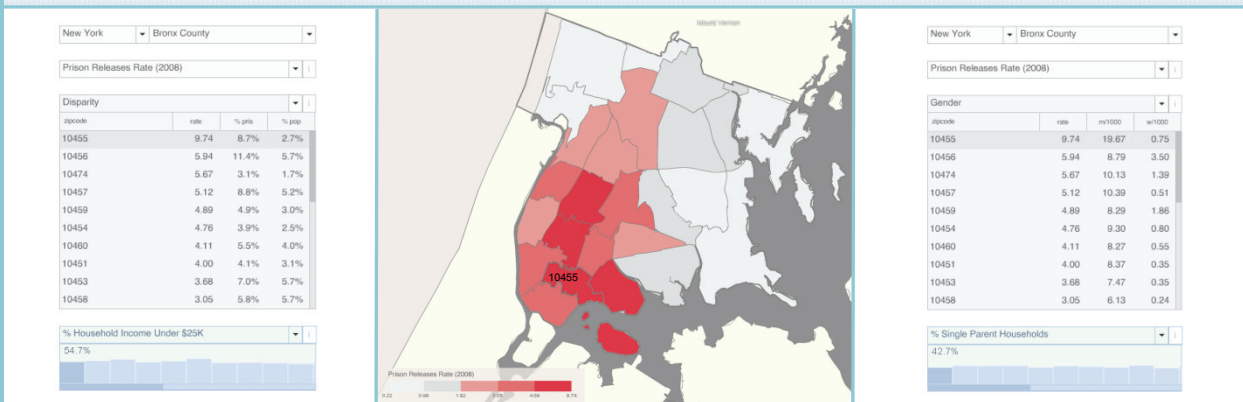
## NEW YORK PRISON RELEASES (2008) BY COUNTY OF RESIDENCE



Similarly, 43% of people leaving prison in New York State return to the same three boroughs of New York City. With the second highest rate of people returning from prison (3 per 1000\*) among the three, the Bronx has the highest percent of households earning under \$25,000.

\*Although Manhattan has the highest rate of returning prisoners, it is mainly due to the placement of many parolees in temporary, transitional housing in Lower Manhattan.

## BRONX PRISON RELEASES per 1000 ADULTS BY ZIP CODE OF RESIDENCE



People living in the neighborhoods of one South Bronx zip code (10455), who account for fewer than 3% of the Borough's adult population, grapple with the return of 9% of the Borough's returning prisoners, where more than half of the households earn less than \$25,000.

In those neighborhoods, where more than 40% of households are headed by single parents, nearly 2% of working-age men between 18 and 64 had returned from prison in 2008.