

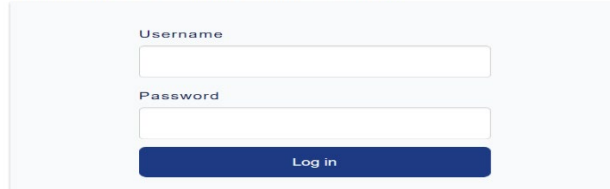
How to View your Financial Aid

- **Login in to CUNYfirst:**

https://ssologin.cuny.edu/cuny.html?resource_url=https%3A%2F%2Fhome.cunyfirst.cuny.edu%252Ffssp%252Ffnyihprd%252FEMPLOYEE%252FEMPL%252Fc%252FNUI_FRAMWORK.PT_LANDINGPAGE.GBL

CUNY Login

Log in with your [CUNY Login credentials](#)
If you do not have a CUNYfirst account, see the [FAQs](#).




A screenshot of the CUNY Login page. It features a light gray background with a white login form. The form has two input fields: 'Username' and 'Password'. Below the password field is a dark blue 'Log in' button. The text 'CUNY Login' is at the top, followed by instructions to use CUNY Login credentials or refer to FAQs if no account exists.



- **Bring down the drop-down menu and click on Student Center**



- **Click on the Financial Aid Tile**



- In this tile you will be able to view the following:

| | |
|---|------------------------|
| 2021-2022 John Jay College | Change |
|  Financial Aid Summary | ▼ |
|  Awards | ▼ |
| Direct Loan Processing Form | |
| Supplement Form | |
| FICA | |
| SNAP Enrollment Verification | |
| | |