

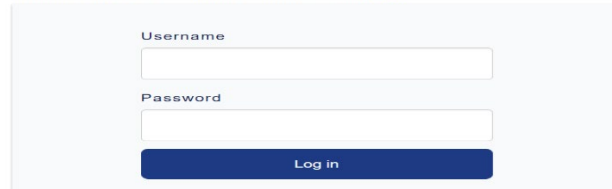
How to View your Financial Account

- **Login in to CUNYfirst:**

https://ssologin.cuny.edu/cuny.html?resource_url=https%3A%2F%2Fhome.cunyfirst.cuny.edu%252Ffjsp%252Ffcnyihprd%252FEMPLOYEE%252FEMPL%252Fc%252FNUI_FRAMWORK.PT_LANDINGPAGE.GBL

CUNY Login

Log in with your [CUNY Login credentials](#)
If you do not have a CUNYfirst account, see the [FAQs](#).




A screenshot of the CUNY Login page. It features a light gray background with a white login box. Inside the box, there are two input fields: 'Username' and 'Password'. Below the password field is a dark blue button with the text 'Log in' in white.













- **Bring down the drop-down menu and click on Student Center**



- **Click on the Financial Account Tile**



- In this tile you will be able to view the following:

 Account Balance
 Make a Payment
 Payment Plan
 Payment History
 Direct Deposit
 Account Activity
 eBill
 View 1098-T
 Purchase Miscellaneous Items
 View Student Permissions
 HERF Agreement
 CUNY Comeback Hardship App