



GRADUATION RATES PELL GRANTEES 2016-2019

**JOHN
JAY** COLLEGE
OF
CRIMINAL
JUSTICE
**INSTITUTIONAL
EFFECTIVENESS**

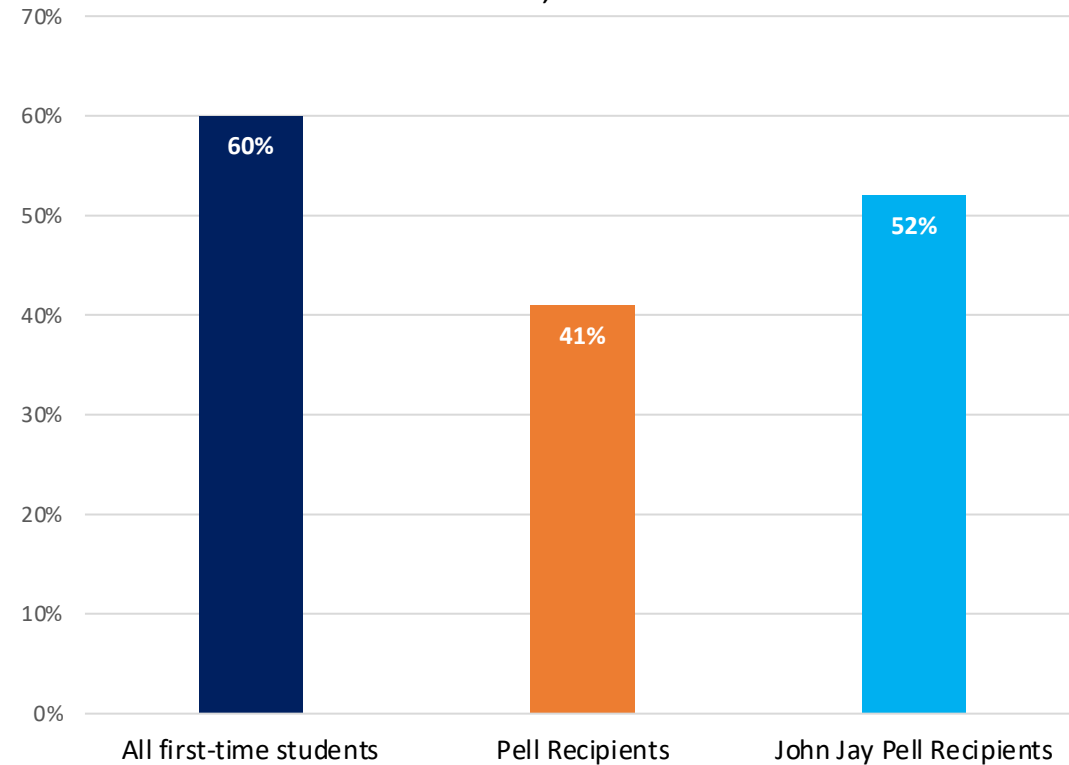
September 2020

PELL GRANT RECIPIENTS' GRADUATION RATES

NATIONALLY V JOHN JAY

- The federal government provides \$28.7 billion in grant aid each year to 8 million students from lower-income families (31% of all college students nationally), mainly households with income below \$40,000 per year.
- Nationally, Pell recipients' graduation rates lag behind non-Pell recipients by 19%.
- The average institutional Pell Gap is 7 percentage points, with 1,245 out of 1,566 institutions (80%) graduating Pell students at a lower rate than their non-Pell peers.
- **John Jay consistently graduates Pell and Non-Pell students at similar rates, and has recently begun to graduate Pell recipients at slightly higher rates than non-Pell recipients.**

6 YEAR GRADUATION RATES FOR PELL AND NON-PELL RECIPIENTS, NATIONALLY V. JOHN JAY



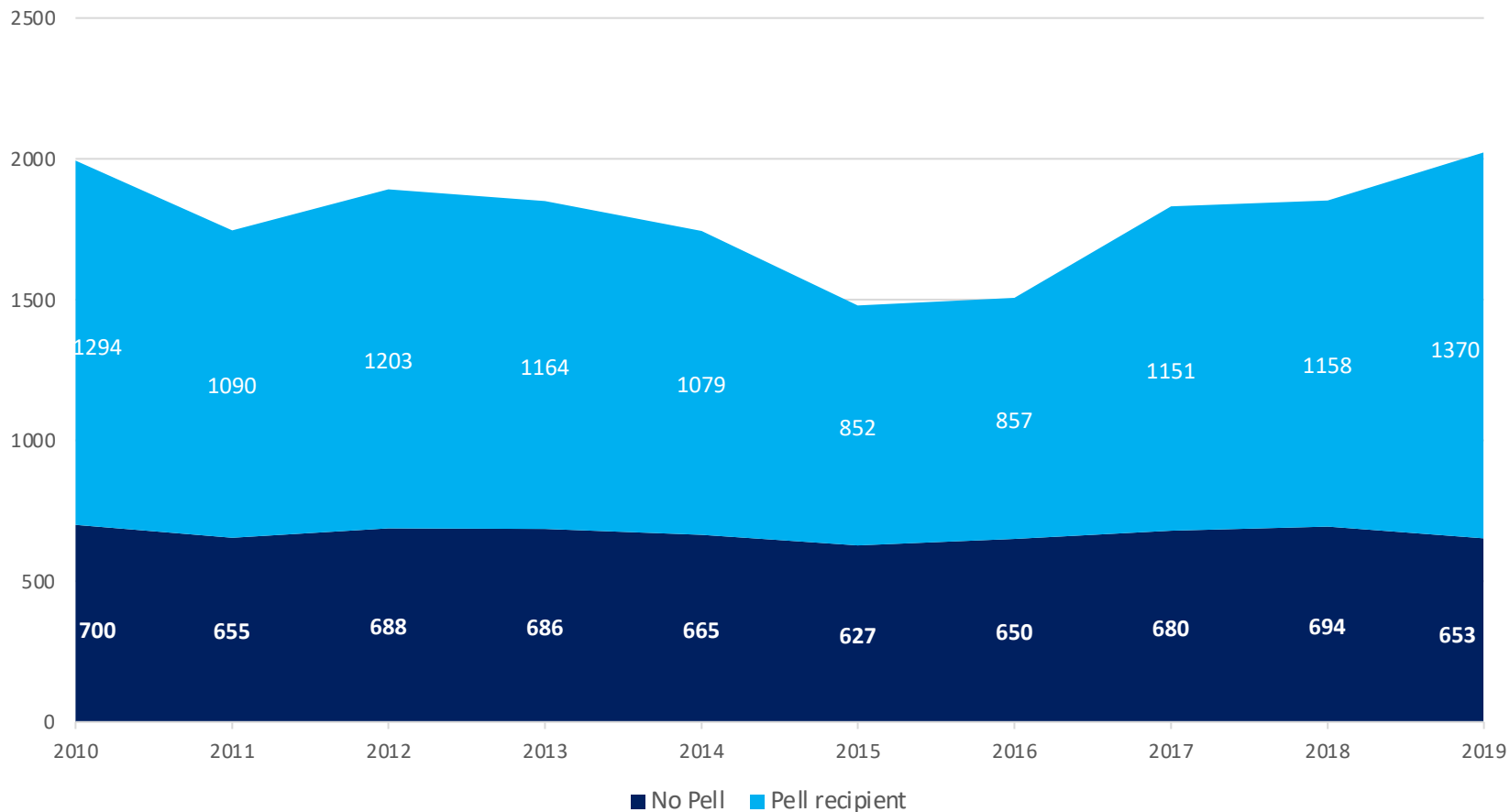
*These numbers are based on NCES and John Jay data from 2018. <https://nces.ed.gov/pubs2018/2018151.pdf>. Additional discussion of issue presented Robert Kelchen, "A look at Pell Grant Recipients' graduation rates," Brookings Institute, 10/25/2017 [https://www.brookings.edu/blog/brown-center-chalkboard/2017/10/25/a-look-at-pell-grant-recipients-graduation-rates/#:~:text=The%20average%20six%2Dyear%20graduation,percent%20for%20non%2DPell%20recipients](https://www.brookings.edu/blog/brown-center-chalkboard/2017/10/25/a-look-at-pell-grant-recipients-graduation-rates/#:~:text=The%20average%20six%2Dyear%20graduation,percent%20for%20non%2DPell%20recipients;); "The Pell Divide: How Four-Year Institutions are Failing to Graduate Low- and Moderate-Income Students," by The Third Way 5/1/2017 <https://www.thirdway.org/report/the-pell-divide-how-four-year-institutions-are-failing-to-graduate-low-and-moderate-income-students>

National Success with Pell and Black Students

According to the Brookings Institute, only fourteen colleges had higher graduation rates for Pell recipients than non-Pell students and for black students than white students. This group includes elite institutions with small percentages of Pell recipients and black students, such as Dartmouth, Duke, and Yale as well as broader-access and more diverse colleges, such as CUNY's City and York Colleges, Florida Atlantic, and South Carolina-Upstate.

Colleges with Higher Graduation Rates for Pell and Black students					
Name	State	Pell grad rate	Non-Pell grad rate	Black grad rate	White grad rate
U of South Carolina-Upstate	SC	50.4	34	47.3	38.8
CUNY York College	NY	31.5	27.3	32.7	28
Agnes Scott College	GA	71.1	68.3	72.4	62.1
Clayton State University	GA	34	31.5	33.2	31
Duke University	NC	96.6	94.3	95.1	95
Florida Atlantic University	FL	50.6	49	50.1	48.5
Wingate University	NC	54.5	53.1	60	51.4
UMass-Boston	MA	45.8	44.7	50	40.6
U of South Florida	FL	68.1	67.1	68.7	65.5
CUNY City College	NY	47.2	46.3	52.8	45.6
Dartmouth College	NH	97.2	96.5	97.3	97.1
CUNY John Jay College	NY	44.1	43.4	43.5	42.4
Yale University	CT	98.2	97.7	100	97.6
Stony Brook University	NY	72.5	72.3	71.3	70.5

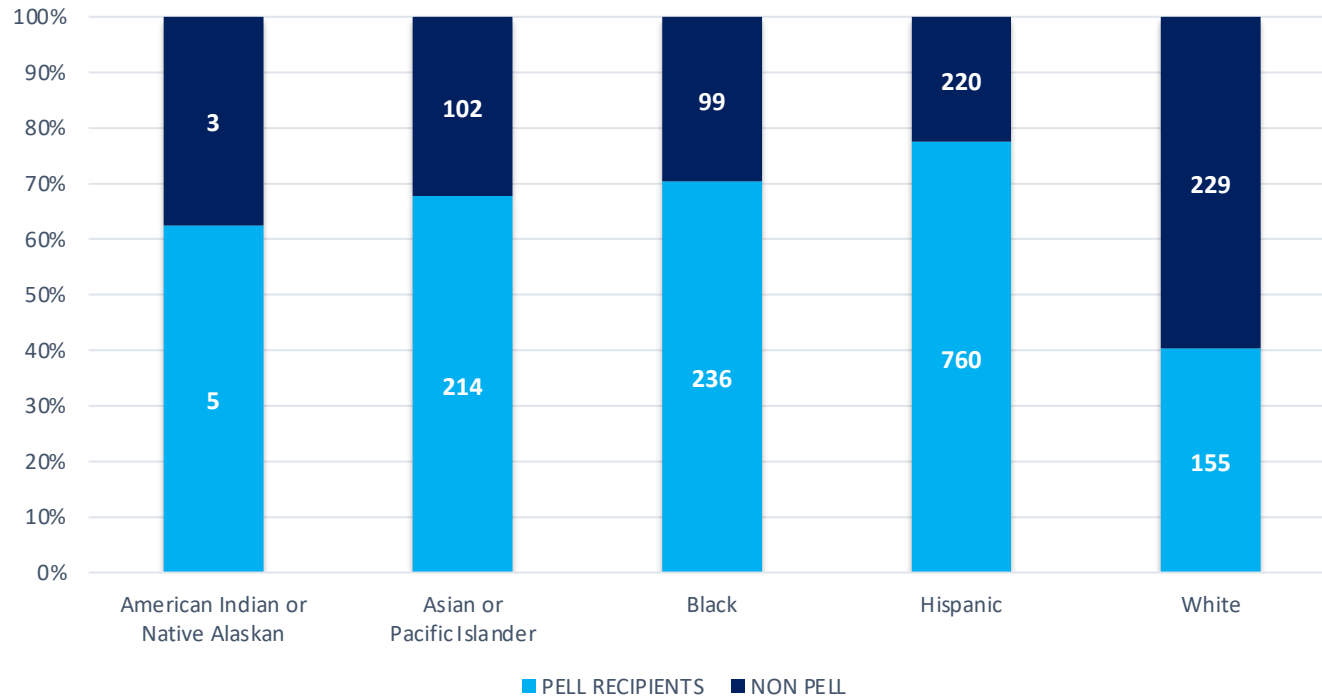
FIRST-TIME FRESHMEN BY PELL STATUS AND YEAR OF ENTRY



Of Note:

The number of John Jay entering students not receiving Pell grants has remained steady while the number of Pell recipients has fluctuated considerably.

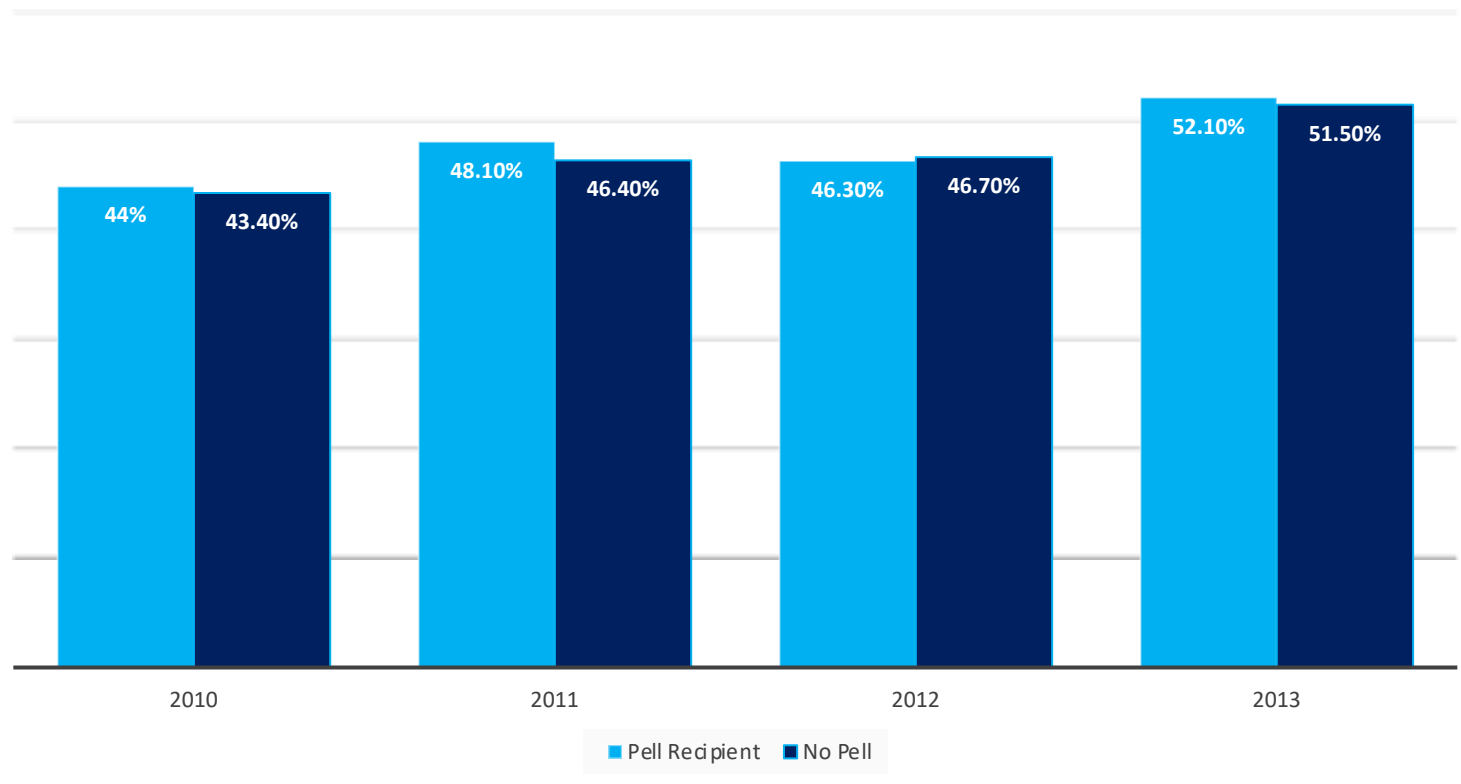
PERCENTAGE & NUMBER OF PELL RECIPIENTS BY ETHNICITY/RACE 2019



Of Note:

This pattern of percentages has remained fairly constant from 2010-2019. Where the percentage of Pell recipients for Asian, Black and Hispanic students is between 68-78%, it is only 40% for white students.

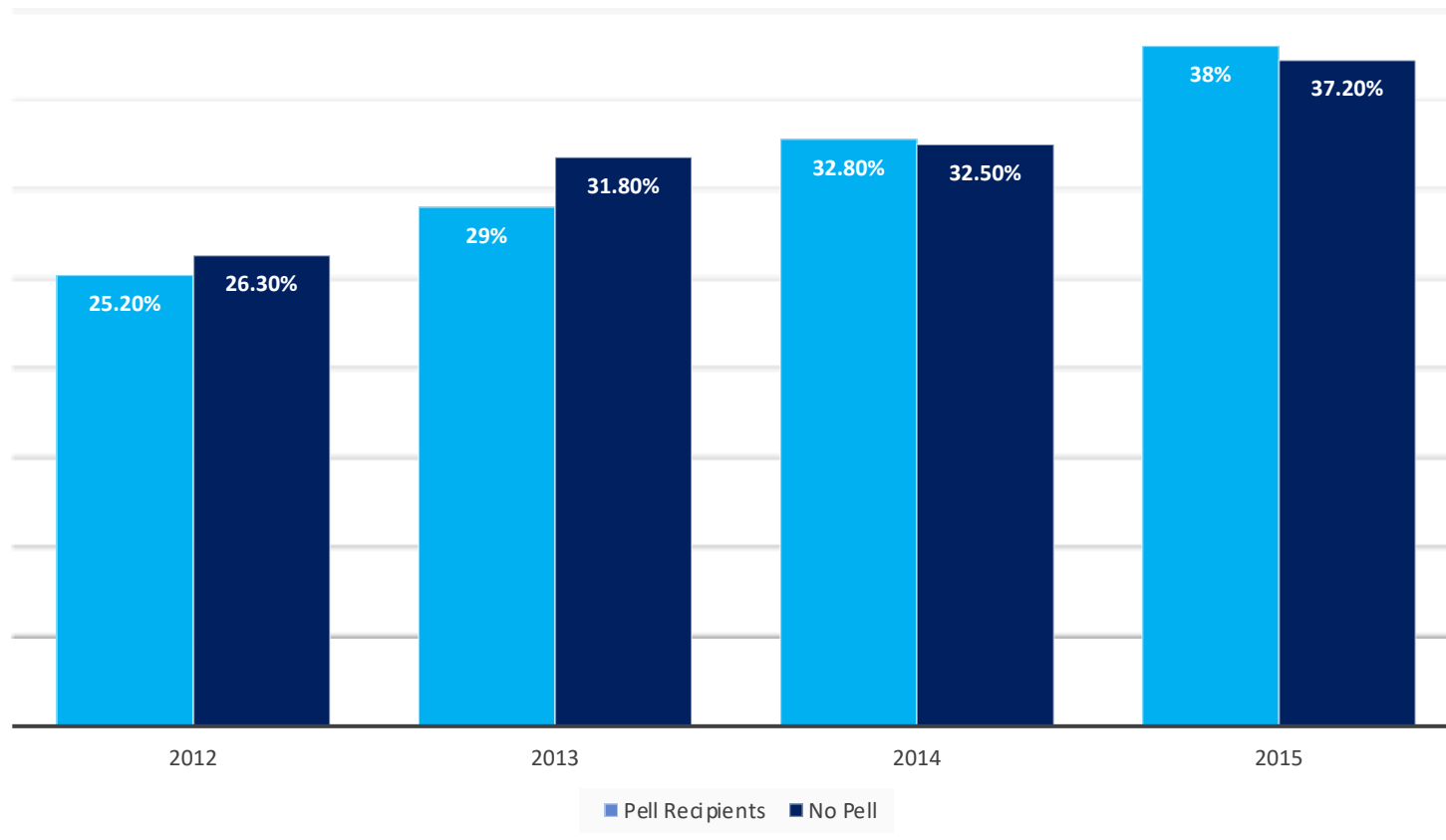
JOHN JAY STUDENTS GRADUATING IN 6 YEARS BY PELL GRANT STATUS



Of Note:

Pell recipients graduate at the same or slightly higher levels within 6 years

JOHN JAY STUDENTS GRADUATING IN 4 YEARS BY PELL GRANT STATUS



Of Note:

In 2018 and 2019 John Jay began to graduate Pell recipients within four years at the same or a slightly higher level than non-Pell recipients

Of Note:

If we think it ideal to have no graduation rate gap between Pell recipients and non-Pell recipients, then we are right where we want to be, and compare favorably within the CUNY system.

